

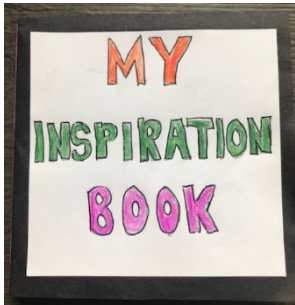

English and Literacy


Home Learning Read and Respond Units

Year 4 - Week 7



Week Seven					
Year 4	Day 1	Day 2	Day 3	Day 4	Day 5
<p>Focus theme: Inspirational People!</p> <p>This week you will be exploring people who inspire us. Delve into facts and find out why these people are inspirational. You'll also have a chance to think about who inspires you too and make your own 'Inspiration Book'.</p> <p>When following links, parents should monitor that children are remaining on that page only and are keeping safe online.</p>	<p>Read and enjoy opening extracts from the following books in a series by Kate Pankhurst about several inspirational women. (You will need to become a member of LoveReading4Kids. Membership is free).</p> <p>As you read, note down unfamiliar vocabulary and use a dictionary/thesaurus, e.g. https://www.wordhippo.com/ to find out what new words mean.</p> <p><i>Fantastically Great Women Who Saved the Planet</i> https://www.lovereadings4kids.co.uk/book/16871/Fantastically-Great-Women-Who-Saved-the-Planet-by-Kate-Pankhurst.html</p>	<p>Today you are going to research facts about Martin Luther King. Read the information from the following websites and watch Martin Luther King's final speech: 'I've been to the mountaintop.'</p> <p>https://www.ducksters.com/biography/martin_luther_king_jr.php (Note: contains American spelling).</p> <p>https://www.natgeokids.com/uk/discover/history/general-history/martin-luther-king-facts/</p> <p>https://www.youtube.com/watch?v=e49VEpWg61M</p> <p>Vocabulary that you might need to explore today – <i>equality, boycott, tolerant, entitled, segregation</i>.</p>	<p>Today you are going to research facts about Greta Thunberg. Read the information from the following websites and watch Greta Thunberg's speech to world leaders at the UN Climate Action Summit.</p> <p>https://www.natgeokids.com/uk/kids-club/cool-kids/general-kids-club/greta-thunberg-facts/</p> <p>https://kids.britannica.com/kids/article/Greta-Thunberg/632033</p> <p>https://www.youtube.com/watch?v=xVIRompc1yE</p> <p>Vocabulary to explore: <i>activist</i>.</p> <p>Create a mini biography for Greta. (A biography is the story of</p>	<p>Today you are going to think about who inspires you.</p> <p>Maybe Captain Tom has inspired you. (Captain Tom https://www.bbc.co.uk/newsround/52673271)</p> <p>Maybe a family member inspires you, or maybe a member of your local community. Perhaps you have more than one person that inspires you.</p> <p>Think about who inspires you and write a paragraph about who they are and why they inspire you.</p> <p>After researching the inspirational people this week, how do you feel? Have you been inspired? Write another paragraph to explain</p>	<p>My Inspiration Book. Today you are going to take all the information that you have researched this week and present it in a book of inspiration.</p> <p>You can present your book in any way you like. You may choose to make a squash book. If so, use the video below. Once you have made it, write your facts into the different triangular and square sections inside. Include information you have read about this week - some of the inspirational women you read about on Monday, Martin Luther King, Greta Thunberg, Captain Tom and the person/people who inspire you. You can add some pictures/drawings too.</p> <p>Squash book https://www.youtube.com/watch?v=TmQWqkBdj</p>

	<p><i>Fantastically Great Women Who Worked Wonders</i> https://www.lovereading4kids.co.uk/book/16600/Fantastically-Great-Women-Who-Worked-Wonders-Gift-Edition-by-Kate-Pankhurst.html</p> <p><i>Fantastically Great Women Who Changed the World</i> https://www.lovereading4kids.co.uk/book/13515/Fantastically-Great-Women-Who-Changed-the-World-by-Kate-Pankhurst.html</p> <p>Select two or three of your favourite texts read today. Create some charts showing key information and/or mind maps.</p> <p>For example, you could scan the texts to find important dates and create a chart such as the one below.</p>	<p>Use a dictionary, e.g. https://www.wordhippo.com/ to help you.</p> <p>Today you are going to write a quiz for your family and friends based on the life of Martin Luther King. You may choose to write using a similar format to <i>The Chase</i> or <i>Who Wants to be a Millionaire</i>, where contestants are provided with a question and three or four possible answers, but only one is correct!</p> <p>Try to include some of the new vocabulary you have learnt in your questions.</p> <p>Test your quiz out on your family at home or your friends on an online video platform with you playing the role of quizmaster!</p>	<p>someone's life). Scan the texts to find important dates and numbers, e.g. date of birth, key ages or dates when things have happened in her life.</p> <p>Read sections carefully (close reading) to find out the following:</p> <ul style="list-style-type: none"> • Where was Greta Thunberg born? • What is she so passionate about? • Why is she inspirational? <p>Rather than copying chunks of the text from the websites, try to put the information into your own words. If you find any unfamiliar vocabulary, note that down and use a dictionary, e.g. https://www.wordhippo.com/ to find the definition.</p>	<p>who and what has inspired you this week and how this might influence your actions in the future, e.g. <i>After reading about Greta Thunberg, it has made me consider how everybody's actions affect the environment. From now on, I will consider how I can help my family to be more environmentally friendly.</i></p>	<p>6c (Keep pausing the video to make it easier for you to follow. If you can, ask an adult to help you. Instead of using double sided sticky tape you can use glue).</p> <p>See below for a picture of what your squash book might look like.</p>  
--	---	--	--	--	--

	<table border="1"> <tr> <td>Name</td> <td>Eugenie Clark</td> </tr> <tr> <td>1930s</td> <td></td> </tr> <tr> <td>1950s</td> <td></td> </tr> <tr> <td>1973</td> <td></td> </tr> <tr> <td>2014</td> <td></td> </tr> <tr> <td colspan="2">Fascinating Facts</td> </tr> </table>	Name	Eugenie Clark	1930s		1950s		1973		2014		Fascinating Facts			<p>Try to include some Year 4 sentence types, e.g. fronted adverbials for where or when. <i>A few years later, ...</i> <i>From New York, ...</i></p> <p>Once you have finished, check your work back through. Make sure that you have used correct punctuation. If you have used a fronted adverbial, make sure you have put a comma after it.</p>		
Name	Eugenie Clark																
1930s																	
1950s																	
1973																	
2014																	
Fascinating Facts																	
	<p>Alternatively, you could create a mind map, noting all the key information you have read about one of the inspirational people.</p> 																

Additional Activities:

If you have enjoyed finding out about these inspirational people, you might want to have a look at others.

Florence Nightingale - [https://kids.kiddle.co/Florence Nightingale](https://kids.kiddle.co/Florence_Nightingale)

Nelson Mandela - <https://www.natgeokids.com/uk/discover/history/general-history/nelson-mandela/>

Mother Theresa - <https://www.bbc.co.uk/newsround/50075153>